

# DuPont™ Pyralux® AP

flexible circuit materials

## Technical Data Sheet

### Description

DuPont™ Pyralux® AP flexible circuit material is a double-sided, copper-clad laminate and an all-polyimide composite of polyimide film bonded to copper foil. This material system is ideal for multilayer flex and rigid flex applications which require advanced material performance, temperature resistance, and high reliability.

Offered in a full range of dielectric thicknesses, DuPont™ Pyralux® AP flexible circuit materials provide designers, fabricators, and assemblers a versatile option for a wide variety of flexible circuit constructions.

- Low CTE for rigid flex multilayers
- Excellent thermal resistance
- Thin Cu-clads with superior handling
- Unique thick-core product for controlled impedance
- Excellent dielectric thickness tolerance/electrical performance
- High Cu-polyimide adhesion strength
- Full compatibility with PWB industry processes, IPC 4204/11 certified
- UL 94V-0, UL 796, 180°C (356°F) max. operating temperature

**Table 1**  
**DuPont™ Pyralux® AP**  
**Product Offerings\***

Product Code	Dielectric Thickness	Copper Thickness
	mil	µm (oz/ft <sup>2</sup> )
AP 7163E**	1.0	9 (.25)
AP 7164E**	1.0	12 (.33)
AP 8515R	1.0	18 (0.5)
AP 9111R	1.0	35 (1.0)
AP 7156E**	2.0	9 (.25)
AP 7125E**	2.0	12 (.33)
AP 8515E**	1.0	18 (0.5)
AP 8525E**	2.0	18 (0.5)
AP 8525R	2.0	18 (0.5)
AP 9121R	2.0	35 (1.0)
AP 9222R	2.0	70 (2.0)
AP 8535R	3.0	18 (0.5)
AP 9131R	3.0	35 (1.0)
AP 9232R	3.0	70 (2.0)
AP 8545R	4.0	18 (0.5)
AP 9141R	4.0	35 (1.0)
AP 9242R	4.0	70 (2.0)
AP 8555R	5.0	18 (0.5)
AP 9151R	5.0	35 (1.0)
AP 9252R	5.0	70 (2.0)
AP 8565R	6.0	18 (0.5)
AP 9161R	6.0	35 (1.0)
AP 9262R	6.0	70 (2.0)

Add "R" to the end of the code to specify rolled-annealed copper foil (e.g., AP 9121R). Add "E" to the end of the code to specify electro-deposited copper foil (e.g., AP 9121E). If rolled-annealed double-treat copper foil is specified, add the letter "D" to the end of the product code (e.g., AP 9121D).

\*Additional balanced/unbalanced copper constructions and dielectrics (>6 mil) are available through your DuPont Representative.

\*\*Available in ED copper only



*The miracles of science™*

**Table 2**  
**Typical DuPont™ Pyralux® AP Material Properties**

<b>Laminate Property</b>	<b>IPC TM-650 (* or other)</b>	<b>AP-9111 1 mil dielectric</b>	<b>AP-9121 2 mil dielectric</b>	<b>AP-9131-9161 3-6 mil dielectric</b>
Adhesion to Cu (Peel Strength) As fabricated, N/mm (lb/in) After solder, N/mm (lb/in)	Method 2.4.9	1.6 (9) 1.6 (9)	>1.8 (10) >1.8 (10)	>1.8 (10) >1.8 (10)
Solder Float at 288°C (550°F)	Method 2.4.13	Pass	Pass	Pass
Dimensional Stability Method B, % Method C, %	Method 2.2.4	-.04 to -.08 -.05 to -.08	-.04 to -.08 -.04 to -.07	-.03 to -.06 -.03 to -.06
Dielectric Thickness Tolerance, %	Method 4.6.2	±10	±10	±10
UL Flammability Rating	*UL-94	V-0	V-0	V-0
Dielectric Constant*, 1 MHz	Method 2.5.5.3	3.4	3.4	3.4
Dissipation Factor*, 1 MHz	Method 2.5.5.3	0.003	0.002	0.002
Dielectric Strength, kV/mil	Method 2.5.6.1	6-7	6-7	6-7
Volume Resistivity, ohm-cm	Method 2.5.17.1	E16	E17	E17
Surface Resistance, ohms	Method 2.5.17.1	>E16	>E16	>E16
Moisture and Insulation Res., ohms	Method 2.6.3.2	E11	E11	E11
Moisture Absorption, %	Method 2.6.2	0.8	0.8	0.8
Tensile Strength, MPa (kpsi)	Method 2.4.19	>345 (>50)	>345 (>50)	>345 (>50)
Elongation, %	Method 2.4.19	>50	>50	>50
Initiation Tear Strength, g	Method 2.4.16	700-1000	900-1200	900-1200
Propagation Tear Strength, g	Method 2.4.17.1	>10	>20	>20
Chemical Resistance, min. %	Method 2.3.2	Pass, >95%	Pass, >95%	Pass, >95%
Solderability	*IPC-S-804, M. 1	Pass	Pass	Pass
Flexural Endurance, min. cycles	Method 2.4.3	6000	6000	6000
Glass Transition (Tg), C	---	220	220	220
Modulus, kpsi	---	700	700	700
In-Plane CTE (ppm/C) T<Tg	---	25	25	25
In-Plane CTE (ppm/C) T>Tg	---	40 (est.)	40 (est.)	40 (est.)

\*See Page 6, Figures 6 and 7 for dielectric constant and loss tangent performance at higher frequencies

## Product Highlights and Applications


**1 mil  
DuPont™ Pyralux® AP  
flexible circuit materials**

AP-7163E\*  
AP-7164E  
AP-8515  
AP-9111

**2 mil  
DuPont™ Pyralux® AP  
flexible circuit materials**

AP-7156E\*  
AP-7125E  
AP-8525  
AP-9121

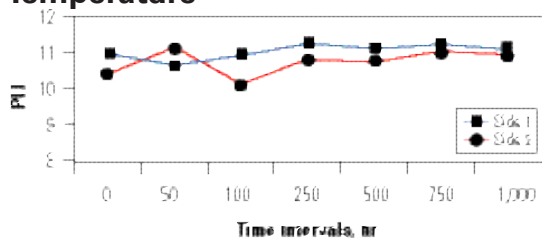
### A Thin High-Performance Sheet Clad Laminate for High Density Flex Circuits



Double sided 1 mil DuPont™ Pyralux® AP flexible circuit materials were developed for high-reliability flexible circuit applications requiring thin dielectric profiles and superior performance offered by its all-polyimide construction. The high material modulus provides excellent handling characteristics in a thin adhesiveless laminate. All 1 mil DuPont™ Pyralux® AP flexible circuit materials constructions are UL rated and fully certified to IPC-4204/11. 1 mil DuPont™ Pyralux® AP flexible circuit materials features:

- 1.0 mil adhesiveless core dielectric with excellent thickness uniformity for consistent electrical performance
- High adhesion strengths and uniform performance profiles
- Excellent long-term thermal exposure performance (Figure 1) and harsh environment

**Figure 1. 150°C (302°F) Continuous Temperature**



### The Flagship All-Polyimide Flexible Composite

2 mil DuPont™ Pyralux® AP flexible circuit materials adhesiveless laminate is ideal for double sided, multilayer flex as well as rigid flex applications requiring advanced material performance and high reliability. All-polyimide constructions enable designers, fabricators, and assemblers to achieve higher density, premium performance flexible circuitry. 2 mil DuPont™ Pyralux® AP supports advanced circuit designs through its core polyimide chemistry strengths:

- Low thermal expansion coefficient for rigid flex fabrication and assembly
- Excellent thermal resistance to high-temperature assembly
- Good dimensional stability consistency
- Superior mechanical and electrical properties and compatibility with severe environment applications

2 mil DuPont™ Pyralux® AP flexible circuit materials are fully compatible with existing PCB processes and material handling systems. A double-treat RA copper offering provides the fabricator a unique construction to minimize surface preparation costs and increase overall final yields.

Typical 2 mil DuPont™ Pyralux® AP flexible circuit materials Properties:

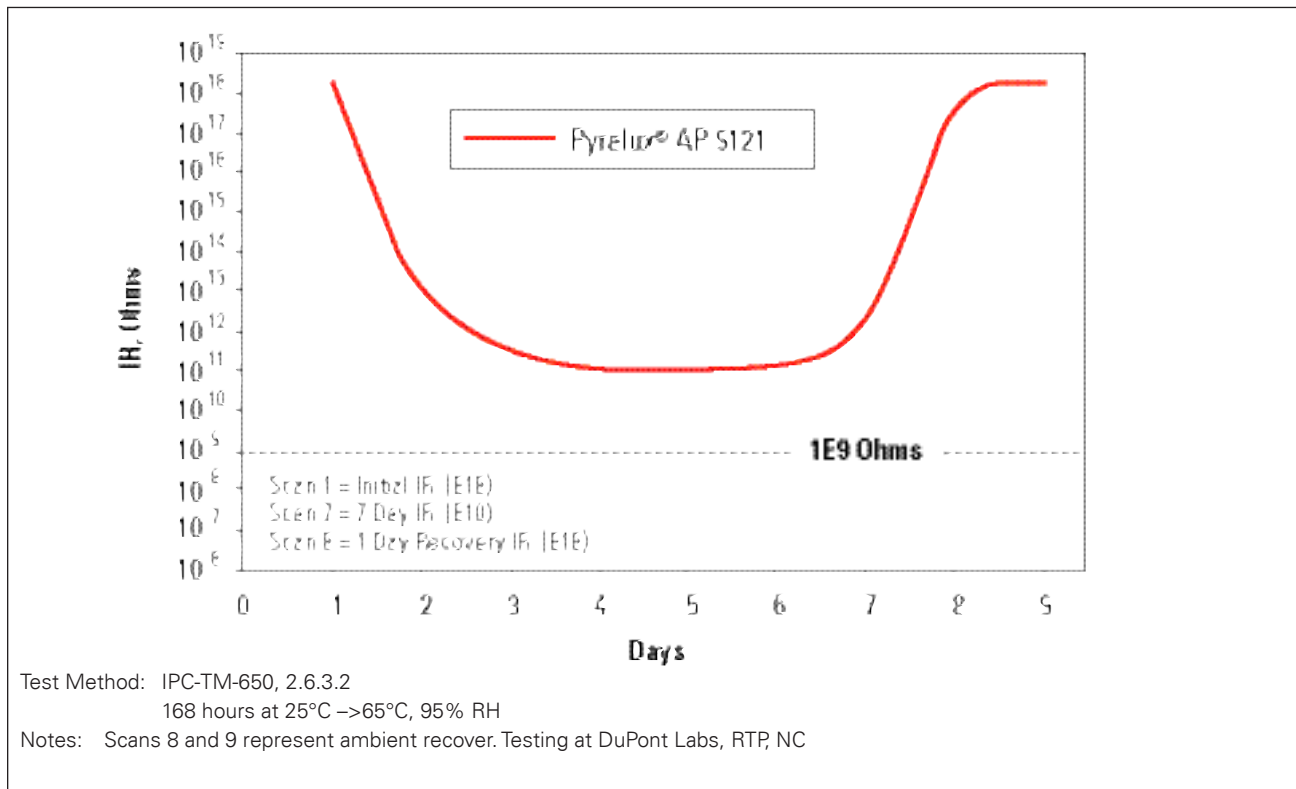
**Table 3  
288°C (550°F) Solder Float Performance**

Pyralux® AP Solder Float Resistance	Conditions	Results
Thermal Stress, Solder Shock	10 layer circuit similar to 50884C 100 mil centers, 288°C (550°F) 10-second dwell time	Pass  No blisters, delamination, solder wicking

Test Method: IPC-TM-650, 2.4.13

\*See Table 1. Additional copper/metal constructions available on request.

**Figure 2. Moisture and Insulation Resistance**



**Chemical Resistance**

**Table 4  
Chemical Absorption**

	Weight Change (%) 24 hr Immersion			Weight Change (%) 24 hr Immersion	
	Pyralux® AP (polyimide)	Pyralux® LF (acrylic)		Pyralux® AP (polyimide)	Pyralux® LF (acrylic)
2 N Sulfuric Acid	0.95	3.44	KOH (1.5%, 55°C)	(9.42)	(51.85)
Isopropanol	.79	7.77	Permanganate	0.25	(46.50)
Methyl Ethyl Ketone (MEK)	.42	39.45	Para-formaldehyde	0.59	4.57
Cupric Chloride Etchant	.65	6.41	EDTA (E-less plating)	0.62	5.01

Test Method: IPC-TM-650, 2.6.2

Notes: All chemical immersions are 24 hours followed by roll drying. Values in parentheses indicate weight loss after immersion. Other values represent weight gain

**Table 5  
Automotive Fluids Resistance**

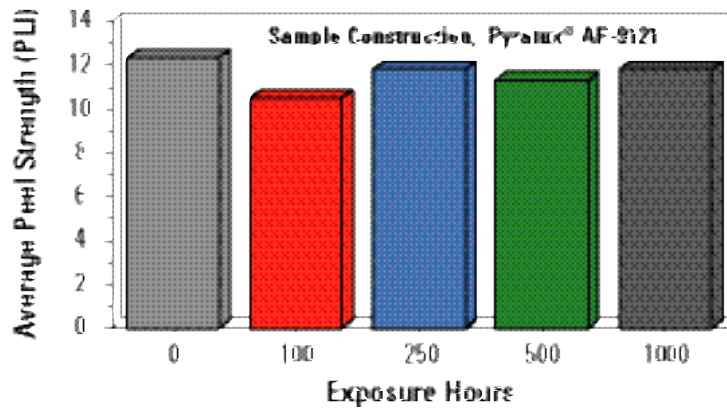
Immersion Fluid	% Retention of Original Peel Strength	Weight% Change After Immersion	Immersion Fluid	% Retention of Original Peel Strength	Weight% Change After Immersion
Anti-Freeze	95	1.8	Transmission Fluid	100	0.7
Detergent Solution	96	3.5	Unleaded Gasoline	99	2.8
Motor Oil (10W30)	102	0.6	Diesel Fuel	100	2.3
Brake Fluid	102	0.7	Sour Gasoline	100	1.6

Test Method: IPC-TM-650, 2.6.4.9 (peel strength)

Notes: Sample data based on 2-minute immersions, 100 cycles. Test construction: AP-9121

## 2 mil DuPont™ Pyralux® AP flexible circuit materials—Environmental Performance

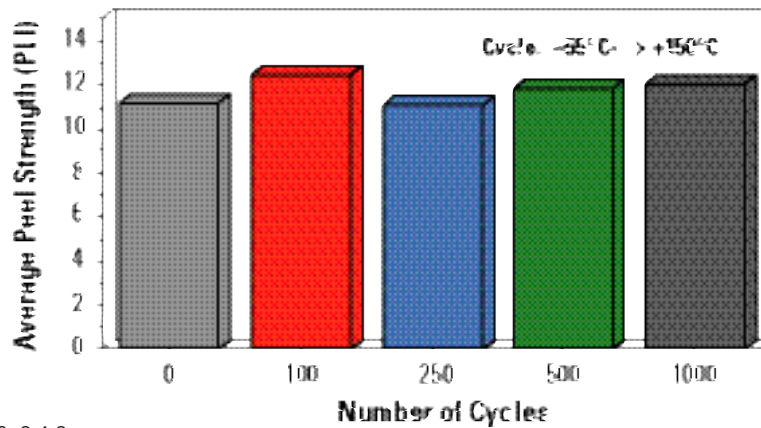
### Figure 3. Thermal Aging, 150°C (302)



Peel Test Method: IPC-TM-650, 2.4.9

Note: Values represent average MD and TD results.

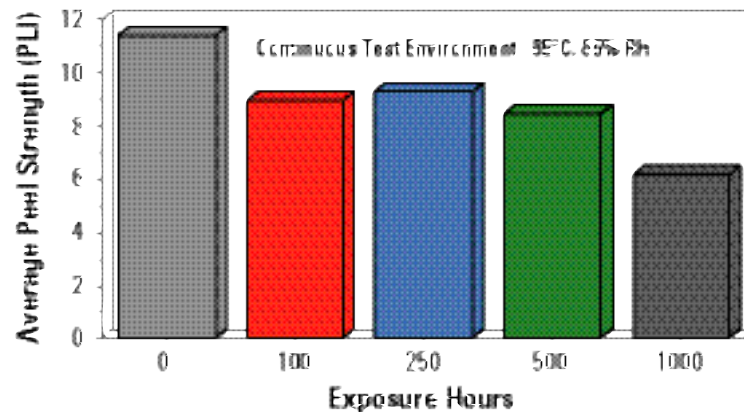
### Figure 4. Thermal Cycling



Peel Test Method: IPC-TM-650, 2.4.9

Note: Values represent average MD and TD results.

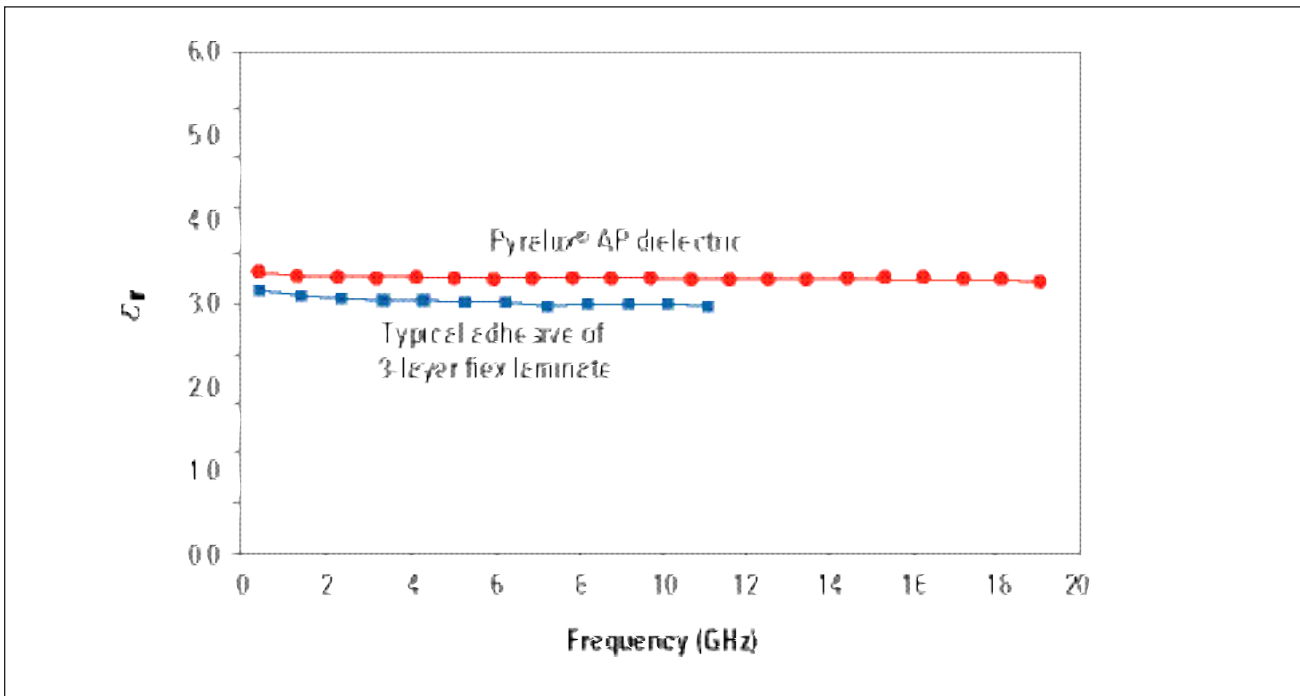
### Figure 5. Temperature/Humidity Exposure



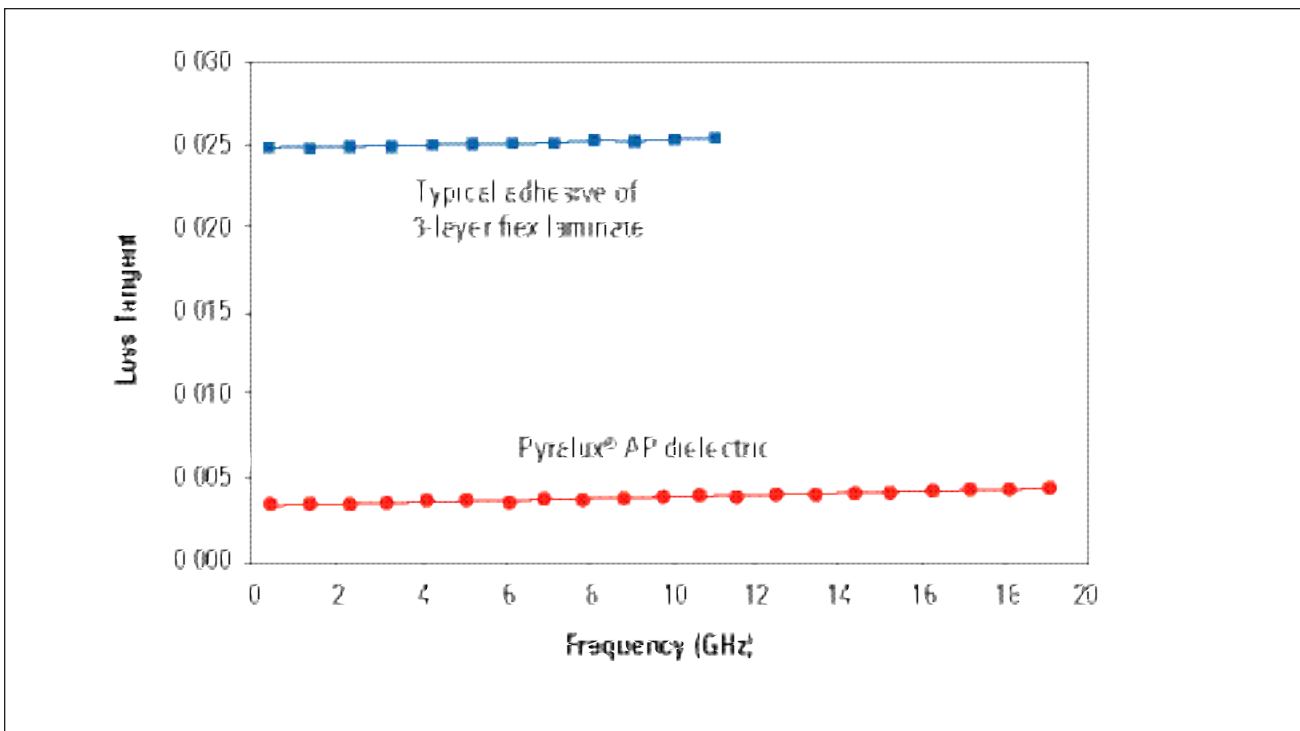
Peel Test Method: IPC-TM-650, 2.4.9

Note: Values represent average MD and TD results.

**Figure 6. Dielectric Constant vs. Frequency**



**Figure 7. Loss Tangent vs. Frequency**



**3 mil  
DuPont™ Pyralux® AP  
flexible circuit materials**

AP-9131\*  
AP-9141  
AP-9151  
AP-9161

**A New Alternative for High Frequency and  
Controlled Impedance Design**

DuPont™ Pyralux® AP flexible circuit material is the first all-polyimide flexible circuit material to be offered in dielectric core constructions of 3–6 mils and greater. These clads provide designers and fabricators new options in building high reliability/high yield circuits for controlled impedance and high frequency applications.

Among its application advantages, DuPont™ Pyralux® AP flexible circuit materials offer:

- Greater production yields and flexibility in controlled impedance applications for unique DuPont™ Pyralux® AP core dielectric thickness
- Excellent dielectric thickness tolerance for consistent electrical performance
- Full mechanical/electrical benefits of DuPont™ Pyralux® AP adhesives material in double-sided multilayer and rigid flex applications.

All DuPont™ Pyralux® AP flexible circuit materials products are fully certified to IPC-4204/11.

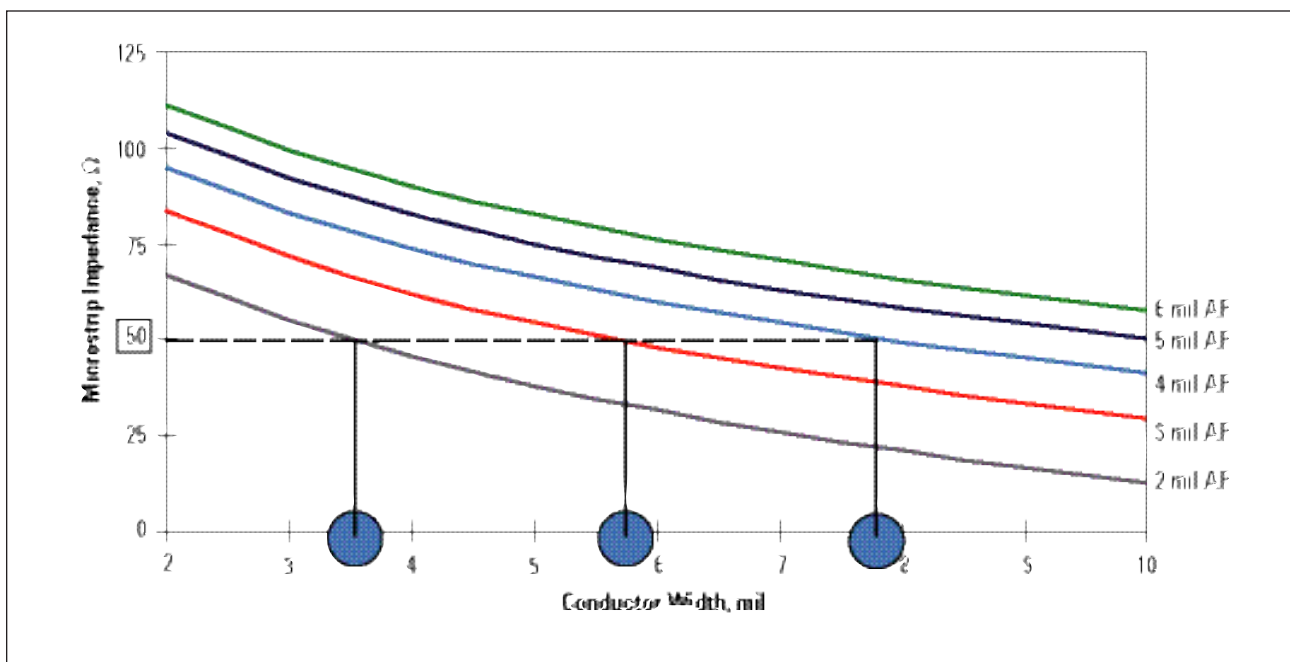
\*1 oz RA constructions. Additional copper/dielectric constructions available on request.

**Figure 8** illustrates the fabrication benefits of thick DuPont™ Pyralux® AP flexible circuit materials core (vs. standard 2 mil) in a nominal 50  $\Omega$  impedance microstrip circuit. Copper traces with 2x greater line/space resolution can be used to achieve identical electrical performance while greatly reducing fabrication yield loss from fine line imaging.

In addition to enhanced dielectric thickness, DuPont™ Pyralux® AP flexible circuit materials retain the superior inherent material advantages of adhesiveless laminate for double-sided multilayer flex, as well as rigid-flex applications. The following contribute to DuPont™ Pyralux® AP’s advanced performance and high reliability:

- Low thermal expansion coefficient providing better compatibility with Cu and higher rigid-flex fabrication yields
- Consistent dimensional stability
- Excellent adhesion of copper to dielectric
- Superior thermal resistance for high temperature applications and assembly processes
- Good compatibility with all flexible circuit processing and handling systems

**Figure 8. Yield Benefits of DuPont™ Pyralux® AP Laminate in Controlled Impedance Microstrip Design**





## DuPont™ Pyralux® AP flexible circuit materials Processing

DuPont™ Pyralux® AP flexible circuit materials copper clad handling and processing requirements are identical to standard 2 mil DuPont™ Pyralux® AP clads. They are fully compatible with all conventional flexible circuit fabrication processes including oxide treatment and wet chemical plated-through-hole desmearing. Fabricated circuits can be cover coated and laminated together to form multilayers or bonded to heat sinks using polyimide, acrylic, or epoxy adhesives.

## General Information Quality and Traceability

DuPont™ Pyralux® AP flexible circuit material copper clads are manufactured under a quality system registered to ISO9002 by Underwriters Laboratories. The clads are certified to IPC-4204/11. Complete material and manufacturing records, which include archive samples of finished product, are maintained by DuPont. Each manufactured lot is identified for reference and traceability. The packaging label serves as the primary tracking mechanism in the event of customer inquiry and includes the product name, batch number, size, and quantity.

## Storage Conditions and Warranty

DuPont™ Pyralux® AP flexible circuit material laminates should be stored in the original packaging at temperatures of 4-29°C (40-85°F) and below 70% humidity. The product should not be frozen and should be kept dry, clean and well protected. Subject to compliance with the foregoing handling and storage recommendations, the DuPont warranty, as provided in the DuPont Standard Conditions of Sale, shall remain in effect for a period of two years following the date of shipment.

## Safe Handling

Anyone handling DuPont™ Pyralux® AP flexible circuit materials should wash their hands with soap before eating, smoking, or using restroom facilities. Although DuPont is not aware of anyone developing contact dermatitis when using DuPont™ Pyralux® AP products, some individuals may be more sensitive than others. Gloves, finger cots, and finger pads should be changed daily.

DuPont™ Pyralux® AP flexible circuit materials are fully cured when delivered. However, lamination areas should be well ventilated with a fresh air supply to avoid build-up from trace quantities of residual solvent (typical of polyimides) that may volatilize during press lamination. When drilling or routing parts made with DuPont™ Pyralux® AP, provide adequate vacuum around the drill to minimize worker exposure to generated dust.

As with all thin, copper-clad laminates, sharp edges present a potential hazard during handling. All personnel involved in handling Pyralux® AP clads should use suitable gloves to minimize potential cuts.

## Packaging

DuPont™ Pyralux® AP flexible circuit materials copper clad laminate is supplied in the following standard sheet sizes:

- 24" x 36" (610 mm x 914 mm)
- 24" x 18" (610 mm x 457 mm)
- 24" x 12" (610 mm x 305 mm)
- 12" x 18" (305 mm x 457 mm)

All DuPont™ Pyralux® AP packaging materials are 100% recyclable.



For more information on DuPont™ Pyralux® flexible circuit materials, please contact your local representative, or visit our website:

#### Americas

DuPont Electronic Technologies  
14 T. W. Alexander Drive  
Research Triangle Park, NC 27709  
Tel: 800-243-2143

#### Europe, Middle East & Africa

DuPont de Nemours (Luxembourg) s.à r.l.  
Rue Général Patton, Contern  
L-2984 Luxembourg  
Tel: +352 3666 5935

#### Japan

DuPont KK  
Sanno Park Tower  
11-1, Nagata-cho 2-chome  
Chiyoda-ku, Tokyo 100-6111  
Tel: 81-3-5521-8660

#### Taiwan

DuPont Taiwan Hsinchu Branch.  
#2, Li-Hsin 4th Rd., Hsinchu Science Park,  
Hsinchu 30078, Taiwan  
Tel: 886-3-5793654

#### India

E.I.DuPont India Limited  
1001-1012 “Meadows”, 10th Floor  
Sahar Plaza Complex  
Andheri-Kurla Road, Andheri  
(East)  
Mumbai 400 059, India  
Tel: 91-22-6751-5000  
DID: 91-22-6751-5038  
Fax : 91-22-67101937

#### China

DuPont China Holding Co., Ltd.  
Shanghai Branch  
Bldg. 11, 399 Keyuan Road  
Zhangjiang Hi-Tech Park  
Pudong New District  
Shanghai 201203, China  
Tel: 86-21-38622720

#### Korea

DuPont Korea Inc.  
4/5 Floor, Asia Tower  
#726, Yeoksam-dong, Kangnam-ku,  
Seoul  
135-082 Korea  
Tel: 82-2-2222-5224

#### Singapore

DuPont Singapore Pte, Ltd.  
1 HarbourFront Place #11-01  
HarbourFront Tower One  
Singapore 098633  
Tel: 65-6586-3091

**[pyralux.dupont.com](http://pyralux.dupont.com)**

Copyright ©2012 DuPont or its affiliates. All rights reserved. The DuPont Oval, DuPont™, The miracles of science™, and Pyralux® are registered trademarks or trademarks of E.I. du Pont de Nemours and Company or its affiliates.

This information corresponds to our current knowledge on the subject. It is offered solely to provide possible suggestions for your own experimentations and use. No warranty is made as to the correctness of this information, or that additional or other measures may not be required under particular conditions. The information herein is not intended to substitute for any testing you may need to conduct to determine for yourself the suitability of our products for your particular purposes. This information may be subject to revision as new knowledge and experience becomes available. Since we cannot anticipate all variations in actual end-use conditions, DuPont makes no warranties and assumes no liability in connection with any use of this information. Nothing in this publication is to be considered as a license to operate under or a recommendation to infringe any patent right.

Caution: Do not use in medical applications involving permanent implantation in the human body. For other medical applications, see “DuPont Medical Caution Statement: H-51459 or H-50102-2.

H73241-9 06/2012



***The miracles of science™***